

NUANCE

MOTORISED ROMAN BLIND SYSTEM (24VOLT)

BLIND MAKING

Version 1.0



Here to help

At Evans, we understand the importance of getting things right for you and your clients. That's why we've put together this easy to follow step-by-step guide to help make things easier for you.

In this guide we'll cover product types, assembly information and chronologically set out the instructions on how to put the product together. The guide is part of the 'Evans Difference' giving our customers expert support which is designed to be easy to follow and hassle free.

**“THE EVANS
DIFFERENCE”**

STEP 1, TRACK, BOTTOM BAR, AND ROD SIZE: -




IMAGE 1 (910019)



IMAGE 2 (910003)



IMAGE 3 (910021)




IMAGE 4 (76336BA)

STEP 2, WHICH SIDE OPERATION: - CENTRAL MOTOR



IMAGE 5

STEP 3, REMOTE TYPE: - SEE OPTIONS BELOW



IMAGE 6 (783224 WHITE DIAMOND REMOTE)



IMAGE 7 (782252 15 CHANNEL WITH TIMER)



IMAGE 8 (784113 2 CHANNEL WALL SWITCH)



IMAGE 9 (783228 WIRELESS WALL SWITCH WITH TIME)

STEP 4, POWER CABLE AND ADAPTOR: -



IMAGE 10 (783104 POWER CABLE, 783226 ADAPTOR)


STEP 5, MOTOR: - SEE BELOW

IMAGE 11 (783225 24V MOTOR)

STEP 6, BRACKET TYPE: -

Swivel arm or spring bracket, see image below.




IMAGE 12 (910002 SWIVEL BRACKET)




IMAGE 13 (910026 SPRING BRACKET)

STEP 7, BRACKET: - Check total amount of brackets, **Swivel Bracket** apply bracket on to the track and push swivel towards track see below. **Spring Bracket** apply bracket on to the track and push the bracket towards track see below




IMAGE 14 (910002 SWIVEL BRACKET)



IMAGE 15 (910026 SPRING BRACKET)

STEP 8, MOTOR & CORD ROLLS: -

Unpack motor, check total amount of cord rolls and apply as below



IMAGE 16 (MOTOR AND RODS)




IMAGE 17 (SET MOTOR AND RODS READY TO APPLY CORD ROLLS)

PLACE THE ROD IN TO THE ROD GRIP, ADD THE RETAINING RING AND APPLY THE CORD ROLL SUPPORT. ONCE ALL 3 ITEMS HAVE BEEN ADDED FASTEN THE RETAINING RING DOWN AROUND 1 INCH AWAY FROM THE MOTOR AND SCREW DOWN



IMAGE 18

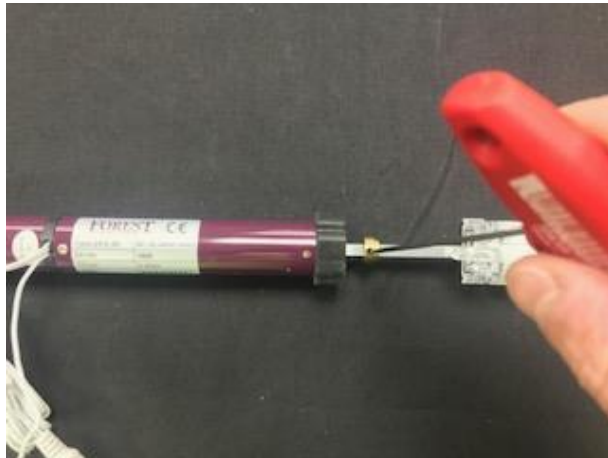


IMAGE 19

FEED THE FIRST CORD ROLL SUPPORT IN TO THE TRACK, CONTINUE TO FEED THE CORD ROLL AND MOTOR IN TO THE TRACK MAKING SURE THE ROD DOES NOT COME OUT OF THE MOTOR (SEE IMAGE)



IMAGE 20




IMAGE 21

ONCE THE FIRST HALF OF THE SYSTEM IS IN THE HEADRAIL ADD THE SECOND ROD, RETAINING RING AND CORD ROLL AND FEED THEM IN TO THE TRACK THEN ATTACH THE ENDCAPS TO EACH END AND FASTEN DOWN



IMAGE 22




IMAGE 23




IMAGE 24



IMAGE 25



IMAGE 26




IMAGE 27

STEP 9, SAFETY DEVICES (76666, 76444, TOGGLE ONLY AND LABELS): -


Check safety devices selected and total amount, apply them in a bag place the chain in the bag and secure with an elastic band. See below



76666 breakaway and toggle (no tie)



76444 breakaway, toggle and tie



toggle only



910010 SAFETY LABEL

*****BEFORE PAKCAGING TICK OFF EACH ITEM TO MAKE SURE NO STEPS HAVE BEEN MISSED AND NO ITEMS ARE MISSING*****

STEPS	COMPLETE? <i>Please tick</i>
STEP 1	
STEP 2	
STEP 3	
STEP 4	
STEP 5	
STEP 6	
STEP 7	
STEP 8	
STEP 9	

...and that's it! You're finished!

WEBTEX ONLINE ORDERING

We understand life gets busy, often the working hours slip away and picking up the phone or emailing during office hours can be a hassle. That's why at Evans we try to make things easier, you can place your order online using our Webtex system whenever works for you and you'll enjoy lots of benefits...

FAST

It only takes 5 minutes to put through an order online and if it's before 4pm on a weekday, we'll prioritise your order for a speedy delivery (excludes M2M items)

EXCLUSIVITY

As a privilege to our customers, some of our products are available with a lovely little discount on our website. All M2M tracks and blinds on webtex receive an automatic 10% discount plus if you order 3 more, carriage if completely free of charge!

SHOP 24/7

There is nothing easier or more comfortable than ordering your products with Evans Textiles from your own workplace, on the go or in the comfort of your own home 24 hours a day, seven days a week!

DELIVERY THE VERY NEXT DAY

Evans Textiles delivers to the whole of the UK mainland and if you order by 4pm via Webtex we'll ensure your consignment gets to you the following day as standard (excludes M2M)

